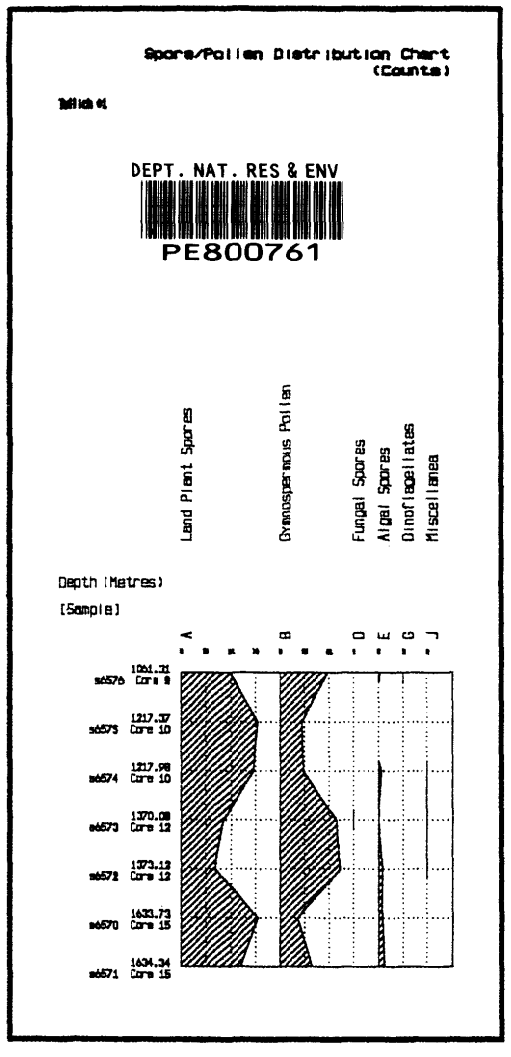
Spore/Pollen Distribution Chart
(Counts)
Tullich #1
DEPT. NAT. RES & ENV
PE800761
Land Plant Spores
Gymnospermous Pollen
Fungal Spores
Algal Spores
Dinoflagellates
Miscellanea
Depth (Metres)
[Sample]
A
B
D
E
G
J
1061.31 Core 8
1217.37 Core 10
1217.98 Core 10
1370.08 Core 12
1373.12 Core 12
1633.73 Core 15
1634.34 Core 15

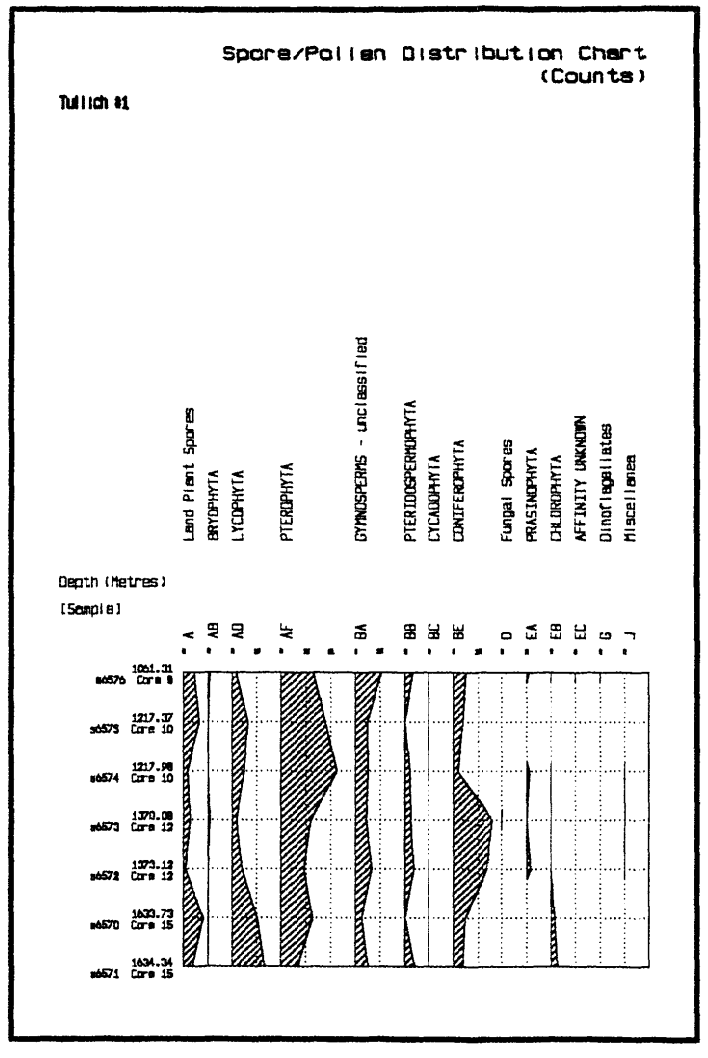
Spore/Pollen Distribution Chart
(Counts)
Tullich #1
Land Plant Spores
BRYOPHYTA
LYCOPHYTA
PTEROPHYTA
GYMNOSPERMS - unclassified
PTERIDOSPERMOPHYTA
CYCADOPHYTA
CONIFEROPHYTA
Fungal Spores
PRASINOPHYTA
CHLOROPHYTA
AFFINITY UNKNOWN
Dinoflagellates
Miscellanea
Depth (Metres)
[Sample]
A
AB
AD
AF
BA
BB
BC
BE
D
EA
EB
EC
G
J
1061.31 Core 8
1217.37 Core 10
1217.98 Core 10
1370.08 Core 12
1373.12 Core 12
1633.73 Core 15
1634.34 Core 15

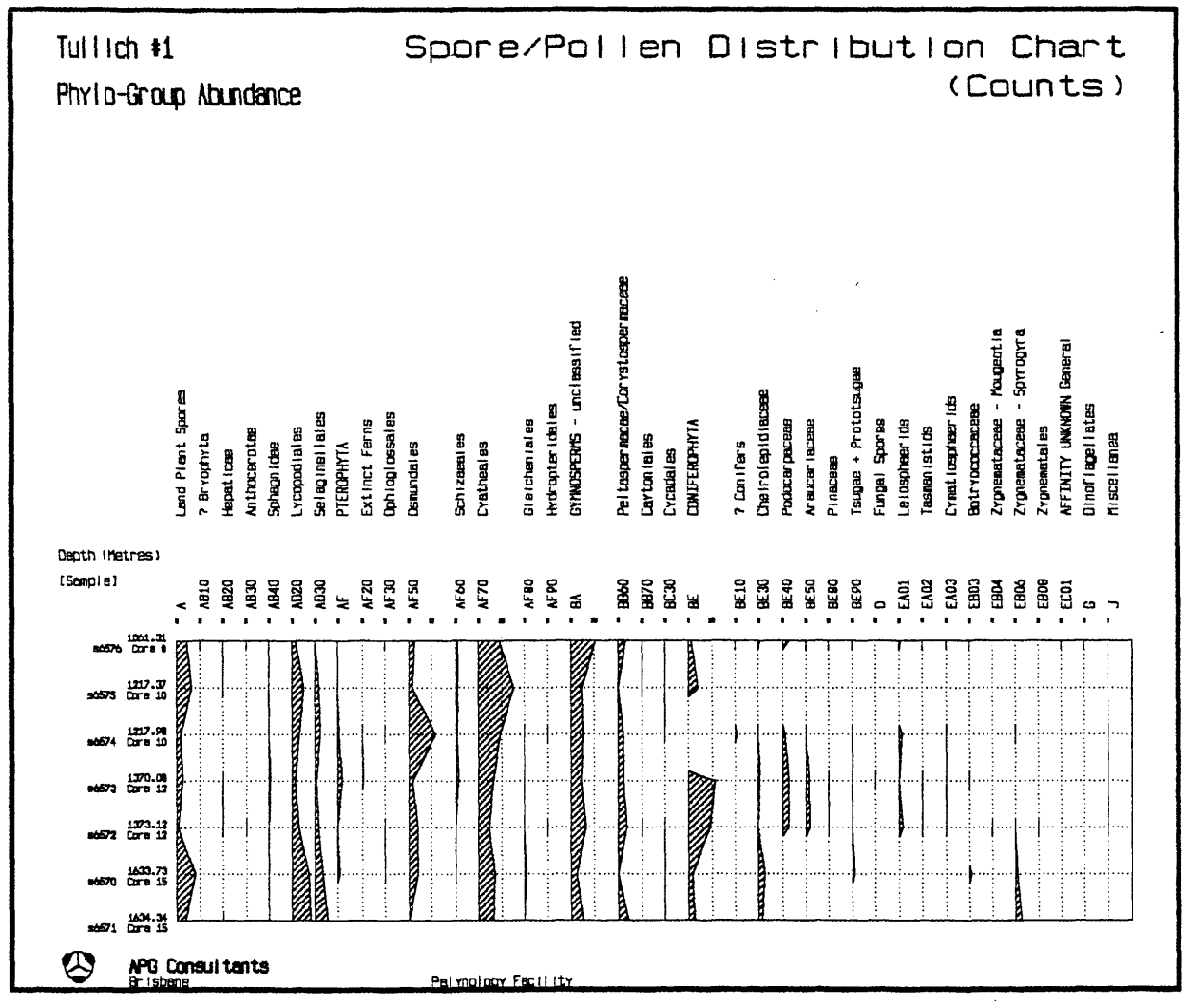
Tullich #1
Phylo-Group Abundance
Spore/Pollen Distribution Chart
(Counts)
Land Plant Spores
? Bryophyta
Hepaticae
Anthocerotae
Sphagnidae
Lycopodiales
Selaginellales
PTEROPHYTA
Extinct Ferns
Ophioglossales
Osmundales
Schizaeales
Cyatheales
Gleichenialeas
Hydropteridales
GYMNOSPERMS - unclassified
Peltospermaceae/Corystospermaceae
Caytoniales
Cycadales
CONIFEROPHYTA
? Conifers
Cheirolepidiaceae
Podocarpaceae
Araucariaceae
Pinaceae
Tsugae + Prototsugae
Fungal Spores
Leiosphaerids
Tasmanistids
Cymatiosphaerids
Botryococcaceae
Zygnemataceae - Mougeotia
Zygnemataceae - Spyrogyra
Zygnematales
AFFINITY UNKNOWN General
Dinoflagellates
Miscellanea
Depth (Metres)
[Sample]
A
AB10
AB20
AB30
AB40
AD20
AD30
AF
AF20
AF30
AF50
AF60
AF70
AF80
AF90
BA
BB60
BB70
BC30
BE
BE10
BE30
BE40
BE50
BE80
BE90
D
EA01
EA02
EA03
EB03
EB04
EB06
EB08
EC01
G
J
1061.31 Core 8
1217.37 Core 10
1217.98 Core 10
1370.08 Core 12
1373.12 Core 12
1633.73 Core 15
1634.34 Core 15
APG Consultants
Brisbane
Palynology Facility