

# **CASINO 2**

# **LOG ANALYSIS**

## CASINO 2 - LOG ANALYSIS

Casino 2 wireline logs were analysed over the Waarre Sandstone (1746m-2101m) interval. Conventional gas pay was identified in the Waarre C and Waarre A units of the Waarre Formation. Casino 2 was cased and suspended as a potential future gas producer.

A 445mm surface hole was drilled to 700metres and 340mm casing set at 690.6metres. A 311mm hole was then drilled with KCl/PHPA mud to 2112metres (D). Wireline logging was carried out by Schlumberger (as described below).

Unless otherwise specified, all depths mentioned below are loggers depths referenced to the drill floor.

### Logs Acquired

Run 1	NGT	1642m-Surface
	TNPH	1647m-Surface
	RXOZ	1647m-Surface
	RHOZ	1647m-Surface
	HCAL	1645m-Surface
	HALS	1666m-Surface
	DSI	1655m-Surface
	SP	1628m-Surface
Run 2	GR-MDT (32 Tests, 13 good, 14 tight, 3 lost seals, 2 unstable, 3 samples)	
Run 3	GR-CST (Recovered 26 of 30 cut)	

### Mud Parameters

Mud Type	KCl/PHPA
Mud Density	10.3LB/G
KCl	6.0%
Rm	0.153 ohmm @ 20.0°C
Rmf	0.124 ohmm @ 20.0°C
Rmc	0.199 ohmm @ 19.0°C
MRT	80°C from Run 1 at 2072m

### Remarks

- Two 2" standoffs on the HALS.
- PEX run in high resolution mode.

## Log Processing

- A Pickett plot was used to derive the  $R_w$  used for this analysis.
- A BHT of 80.0°C was used for the analysis (Gradient of 26.5°C/km).

## Interpretation Procedures and Parameters

An interpretation over the Waarre Sandstone interval was conducted using Multimin. Water saturations were computed using the Dual-water Equation (Parameters used for the interpretation are detailed in Table 1). The parameters used in the Multimin model for this evaluation can be found in the report at the end of this document.

- The NGT from Run 1 was corrected for environmental effects such as mud-weight, KCl and borehole size using measurements made from the MCFL caliper.
- Borehole corrections for the HALS, HLLS and HLLD curves were applied. These are ratios used to emulate the algorithms illustrated in the Schlumberger chartbook.
- The invasion corrected  $R_T$  was derived using the Schlumberger laterolog invasion correction supplied with in Geolog.

## Conclusions

1. 10.7m of gas pay was identified in the Waarre Cb unit of the Waarre Formation.
2. 11.0m of gas pay was identified in the Waarre Ca unit of the Waarre Formation.
3. 4.6m of gas pay was identified in the Waarre A unit of the Waarre Formation.
4. Casino 2 was cased and suspended.

Attached is the well evaluation summary (WES) plot for Casino 2 (03.044)  
*data/wes\_ot/casino2\_03044.wes*

**TABLE 1**  
**Log Analysis Parameters**

PARAMETERS	WAARRE Cb UNIT	WAARRE Ca UNIT	WAARRE A UNIT
$R_w$ (ohmm) @ 80°C	0.6	0.6	0.6
a	1	1	1
m	1.65	1.65	1.65
n	2	2	2

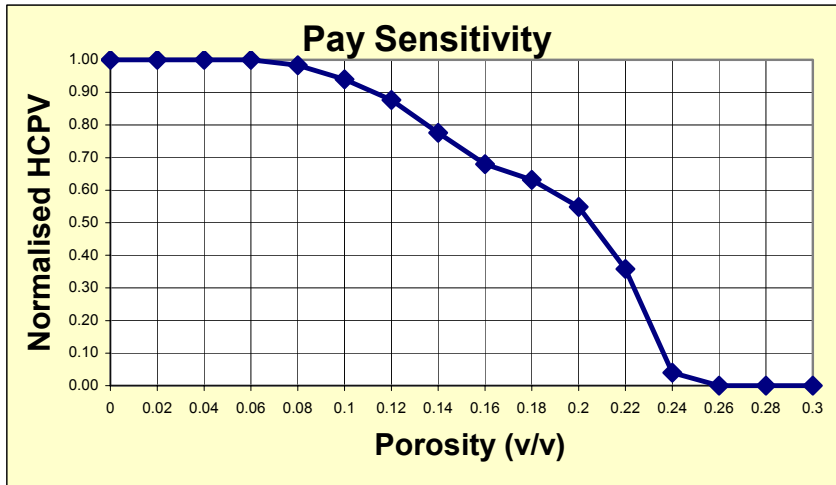
**TABLE 2**  
**Conventional Pay Summary**

FORMATION	SAND	SAND INTERVAL	GROSS SAND (m)	NET SAND (m)	AVG PHIs (%)	Kh <sub>s</sub> (MD)	NET PAY (m)	AVG PHIp (%)	WT.AVG SW (%)
WAARRE CB	WAARR	1752-1772	11.7	11.1	17.5	12251	10.7	17.7	7
WAARRE CA	WAARR	1773-1788	11.1	11	16.3	4623.5	11	16.3	8
WAARRE A	WAARR	1831-1981	58.9	15.3	11.1	71	4.6	11.4	33

**Cutoffs: Gross Sand < 45% VSH, Net Sand > 8% PHIE, Net Pay > 8% PHIE & <50% Sw**

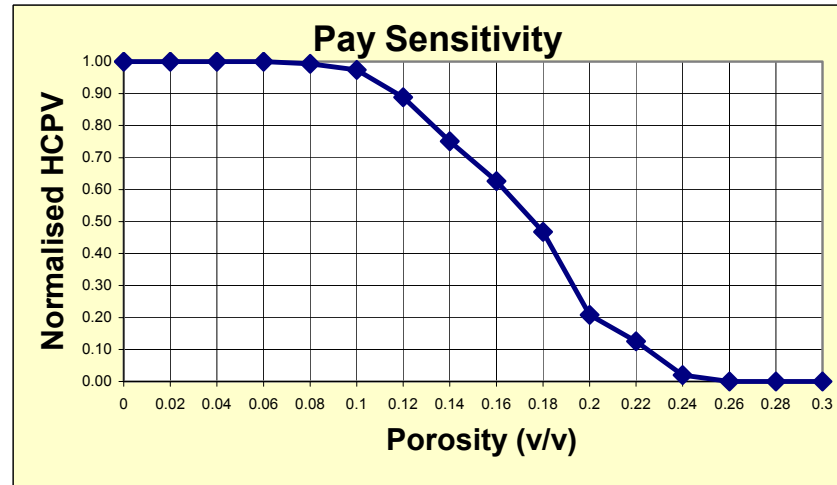
**CASINO\_2**  
**WAARRE Cb**

PHIT Cutoff	SWT Cutoff	AVG PHIE V/V	AVG SWT V/V	Phie*H	HCPV Sg*Phie*H	NET (ft)	NHCPV
0	0.5	0.162	0.248	2.1	1.578	13	1.00
0.02	0.5	0.162	0.248	2.1	1.578	13	1.00
0.04	0.5	0.162	0.248	2.1	1.578	13	1.00
0.06	0.5	0.162	0.248	2.1	1.578	13	1.00
0.08	0.5	0.166	0.243	2.05	1.552	12.3	0.98
0.1	0.5	0.175	0.234	1.939	1.484	11.1	0.94
0.12	0.5	0.185	0.218	1.77	1.384	9.58	0.88
0.14	0.5	0.199	0.192	1.515	1.225	7.62	0.78
0.16	0.5	0.211	0.167	1.288	1.073	6.1	0.68
0.18	0.5	0.217	0.151	1.173	0.996	5.41	0.63
0.2	0.5	0.222	0.137	1.003	0.866	4.52	0.55
0.22	0.5	0.228	0.113	0.637	0.565	2.79	0.36
0.24	0.5	0.242	0.067	0.068	0.063	0.28	0.0399
0.26	0.5	0	0	0	0	0	0
0.28	0.5	0	0	0	0	0	0
0.3	0.5	0	0	0	0	0	0



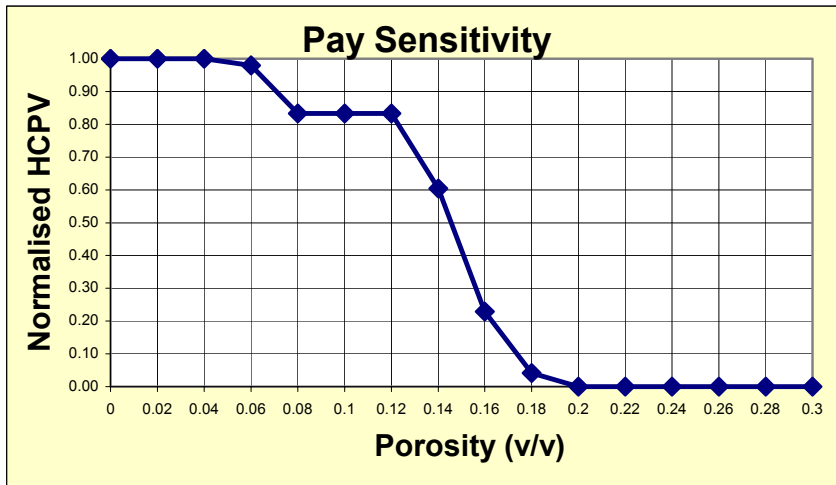
**CASINO\_2**  
**WAARRE Ca**

PHIT Cutoff	SWT Cutoff	AVG PHIE V/V	AVG SWT V/V	Phie*H	HCPV Sg*Phie*H	NET (ft)	NHCPV
0	0.5	0.158	0.29	1.834	1.303	11.608	1.00
0.02	0.5	0.158	0.29	1.834	1.303	11.608	1.00
0.04	0.5	0.158	0.29	1.834	1.303	11.608	1.00
0.06	0.5	0.158	0.29	1.834	1.303	11.608	1.00
0.08	0.5	0.16	0.288	1.817	1.294	11.379	0.99
0.1	0.5	0.163	0.284	1.773	1.269	10.897	0.97
0.12	0.5	0.172	0.273	1.592	1.158	9.246	0.89
0.14	0.5	0.184	0.259	1.321	0.979	7.188	0.75
0.16	0.5	0.193	0.246	1.081	0.816	5.588	0.63
0.18	0.5	0.203	0.237	0.799	0.61	3.937	0.47
0.2	0.5	0.221	0.223	0.349	0.271	1.575	0.21
0.22	0.5	0.231	0.226	0.211	0.163	0.914	0.1251
0.24	0.5	0.248	0.3	0.038	0.026	0.152	0.02
0.26	0.5	0	0	0	0	0	0
0.28	0.5	0	0	0	0	0	0
0.3	0.5	0	0	0	0	0	0



**CASINO\_2  
WAARRE A**

PHIT Cutoff	SWT Cutoff	AVG PHIE V/V	AVG SWT V/V	Phie*H	HCPV Sg*Phie*H	NET (ft)	NHCPV
0	0.5	0.122	0.446	0.087	0.048	0.71	1.00
0.02	0.5	0.122	0.446	0.087	0.048	0.71	1.00
0.04	0.5	0.122	0.446	0.087	0.048	0.71	1.00
0.06	0.5	0.125	0.445	0.085	0.047	0.69	0.98
0.08	0.5	0.148	0.445	0.072	0.04	0.48	0.83
0.1	0.5	0.148	0.445	0.072	0.04	0.48	0.83
0.12	0.5	0.148	0.445	0.072	0.04	0.48	0.83
0.14	0.5	0.157	0.448	0.052	0.029	0.33	0.60
0.16	0.5	0.173	0.479	0.022	0.011	0.13	0.23
0.18	0.5	0.18	0.489	0.005	0.002	0.03	0.04
0.2	0.5	0	0	0	0	0	0.00
0.22	0.5	0	0	0	0	0	0.00
0.24	0.5	0	0	0	0	0	0
0.26	0.5	0	0	0	0	0	0
0.28	0.5	0	0	0	0	0	0
0.3	0.5	0	0	0	0	0	0



```
*****  
*  
*           MULTIMIN REPORT           *  
*  
*   Project : PETRO_TXDM             *  
*   User id  : exptxd                 *  
*   Date    : 17-Apr-2003 12:26:08 *  
*  
*****
```

MULTIMIN REPORT for well CASINO\_2 interval WAARRE FORMATION (1746.02 - 1751.99 metres)  
Reported by exptxd on 17-Apr-2003 at 12:26  
Analysed by exptxd on 21-Mar-2003 at 10:07

Project PETRO\_TXDM

MODELS:

Type	Name	Cond#	Cutoff	Expression
Primary	CASINO2_KILL	6.015	10.0	

FORMATION FLUID PARAMETERS:

Fluid properties option = DEPTH		
Oil Gravity Degrees API = 30.00 dapi	Gas specific gravity = 0.650	
Rws = 0.6000 @ 80.00 degC	Cwbs = - @ - degC	Rmfs = 0.1239 @ 19.70 degC

BOREHOLE PARAMETERS:

Mud base = WATER	Mud density = 1234.212 k/m3	KCl concentration of mud = 0.00 %
SHT = -	BHT = 80.00 degC	
Rms = 0.1534 @ 20.10 degC	Rmcs = 0.199 @ 19.50 degC	Total depth = 2108.00 metres

Average temperature of 70.63 degC by TLI/BLI method.

Average pressure of 21169.22 kpa by MUD\_DENS method.

MULTIMIN REPORT for well CASINO\_2 interval WAARRE FORMATION (1746.02 - 1751.99 metres)

Project PETRO\_TXDM

PRIMARY MODEL CASINO2\_KILL:

Cementation factor m = 1.650                      Saturation exponent n = 2.000                      Linear dual-water w = 2.00  
 Expansion of clay bound water is enabled.

Component	QUARTZ	ORTHOCL	PYRITE	SIDER	ILLITE	KAOLIN	XGAS	XBNDWAT	XFREWAT	XSPCFLU	UGAS
Error of prediction	0.0957	0.3116	0.5564	0.8973	0.7736	0.8058	0.0266	0.1021	0.1105	0.0080	

EQUATION RESPONSES:

Log	Method	Uncertainty	QUARTZ	ORTHOCL	PYRITE	SIDER	ILLITE	KAOLIN	XGAS	XBNDWAT	XFREWAT	XSPCFLU	UGAS
Formation density [G/C3] 0.000	RHO8 Linear	0.0264	2.645	2.541	4.987	3.911	2.776	2.620	0.024	1.025	1.025	4.084	
Neutron [V/V] 0.000	NPOR Linear	0.0140	-0.050	-0.050	-0.019	0.129	0.300	0.451	0.355	0.960	0.960	-0.002	
Sonic transit time [US/F] 0.0	DTCO Linear	1.0000	55.5	53.5	37.6	43.8	105.0	100.0	210.0	189.0	189.0	189.0	
Photoelectric absorption [B/C3] 0.00	U Linear	3.0000	4.78	7.29	82.22	56.22	11.73	5.38	0.02	0.66	0.66	1065.00	
Total gamma [GAPI] 0.0	GR Linear	5.0000	40.0	280.0	5.0	5.0	265.0	150.0	0.0	0.0	0.0	0.0	
Spectral thorium [PPM] 0.0	THOR_COR Linear	0.5000	1.0	5.0	0.0	0.0	22.0	19.3	0.0	0.0	0.0	0.0	
Spectral uranium [PPM] 0.0	URAN_COR Linear	1.0000	0.6	1.0	0.0	0.0	5.0	3.2	0.0	0.0	0.0	0.0	
Unflushed conductivity [MH/M] 0.00		0.0400	0.00	0.00	0.00	0.00	0.00	0.00	0.00	0.00	0.00	0.00	



CT	Dual-water nonlinear													
Flushed conductivity [MH/M]	0.0800	0.00	0.00	0.00	0.00	0.00	0.00	0.00	0.00	0.00	20.42	18.05	0.00	

0.00 | CXO Dual-water nonlinear -----

CONSTRAINTS: Value Type Uncertainty -----

<PROG UNITY>	1.000	Tool	0.0100	1.000	1.000	1.000	1.000	1.000	1.000	0.000	0.000	0.000	0.000	
--------------	-------	------	--------	-------	-------	-------	-------	-------	-------	-------	-------	-------	-------	--

1.000 | -----

<PROG POROSITY>	0.000	Tool	0.0100	0.000	0.000	0.000	0.000	0.000	0.000	1.000	1.000	1.000	1.000	-
-----------------	-------	------	--------	-------	-------	-------	-------	-------	-------	-------	-------	-------	-------	---

1.000 | -----

<PROG X BNDWAT>	0.000	Tool	0.0100	0.000	0.000	0.000	0.000	0.184	0.049	0.000	-1.000	0.000	0.000	
-----------------	-------	------	--------	-------	-------	-------	-------	-------	-------	-------	--------	-------	-------	--

0.000 | -----

<PROG U BNDWAT>	0.000	Tool	0.0100	0.000	0.000	0.000	0.000	0.264	0.070	0.000	0.000	0.000	0.000	
-----------------	-------	------	--------	-------	-------	-------	-------	-------	-------	-------	-------	-------	-------	--

0.000 | -----

<PROG WATER MUD>	0.000	<=	-	0.000	0.000	0.000	0.000	0.000	0.000	0.000	1.000	1.000	1.000	
------------------	-------	----	---	-------	-------	-------	-------	-------	-------	-------	-------	-------	-------	--

0.000 | -----

PROPERTIES AND BOUNDS: -----

Mineral grain density				2.650	2.570	5.000	3.960	2.780	2.620	0.000	0.000	0.000	0.000	
-----------------------	--	--	--	-------	-------	-------	-------	-------	-------	-------	-------	-------	-------	--

0.000 | -----

Mineral cation exchange capacity				0.000	0.000	0.000	0.000	0.250	0.070	0.000	0.000	0.000	0.000	
----------------------------------	--	--	--	-------	-------	-------	-------	-------	-------	-------	-------	-------	-------	--

0.000 | -----

Lower Bound				0.000	0.000	0.000	0.000	0.000	0.000	0.000	0.000	0.000	0.000	
-------------	--	--	--	-------	-------	-------	-------	-------	-------	-------	-------	-------	-------	--

0.000 | -----

Upper Bound				1.000	1.000	1.000	1.000	1.000	1.000	0.500	0.500	0.500	0.500	
-------------	--	--	--	-------	-------	-------	-------	-------	-------	-------	-------	-------	-------	--

0.500 | -----



MULTIMIN REPORT for well CASINO\_2 interval WAARRE FORMATION (1746.02 - 1751.99 metres)

Project PETRO\_TXDM

PRIMARY MODEL CASINO2\_KILL (continued):

Component	UBNDWAT	UFREWAT
Error of prediction	0.2676	0.5919

EQUATION RESPONSES:

Log	Method	Uncertainty		
Formation density [G/C3]		0.0264	0.000	0.000
RHO8	Linear			
Neutron [V/V]		0.0140	0.000	0.000
NPOR	Linear			
Sonic transit time [US/F]		1.0000	0.0	0.0
DTCO	Linear			
Photoelectric absorption [B/C3]		3.0000	0.00	0.00
U	Linear			
Total gamma [GAPI]		5.0000	0.0	0.0
GR	Linear			
Spectral thorium [PPM]		0.5000	0.0	0.0
THOR_COR	Linear			
Spectral uranium [PPM]		1.0000	0.0	0.0
URAN_COR	Linear			
Unflushed conductivity [MH/M]		0.0400	7.38	1.51
CT	Dual-water nonlinear			
Flushed conductivity [MH/M]		0.0800	0.00	0.00
CXO	Dual-water nonlinear			

CONSTRAINTS:

Value	Type	Uncertainty		
<PROG UNITY>	1.000 Tool	0.0100	1.000	1.000
<PROG POROSITY>	0.000 Tool	0.0100	-1.000	-1.000
<PROG X BNDWAT>	0.000 Tool	0.0100	0.000	0.000
<PROG U BNDWAT>	0.000 Tool	0.0100	-1.000	0.000
<PROG WATER MUD>	0.000 <=	-	-1.000	-1.000

PROPERTIES AND BOUNDS:

Mineral grain density	0.000   0.000
	----- -----
Mineral cation exchange capacity	0.000   0.000
	----- -----
Lower Bound	0.000   0.001
	----- -----
Upper Bound	0.500   0.500
	-----

MULTIMIN REPORT for well CASINO\_2 interval WAARRE CB (1752.02 - 1772.49 metres)  
Reported by exptxd on 17-Apr-2003 at 12:26  
Analysed by exptxd on 21-Mar-2003 at 10:07

Project PETRO\_TXDM

MODELS:

Type	Name	Cond#	Cutoff	Expression
Primary	CASINO2_KILL	6.015	10.0	

FORMATION FLUID PARAMETERS:

Fluid properties option = DEPTH		
Oil Gravity Degrees API = 30.00 dapi	Gas specific gravity = 0.650	
Rws = 0.6000 @ 80.00 degC	Cwbs = - @ - degC	Rmfs = 0.1239 @ 19.70 degC

BOREHOLE PARAMETERS:

Mud base = WATER	Mud density = 1234.212 k/m3	KCl concentration of mud = 0.00 %
SHT = -	BHT = - degC	
Rms = 0.1534 @ 20.10 degC	Rmcs = 0.199 @ 19.50 degC	Total depth = 2108.00 metres

Average temperature of 70.98 degC by TLI/BLI method.  
Average pressure of 21329.70 kpa by MUD\_DENS method.

MULTIMIN REPORT for well CASINO\_2 interval WAARRE CB (1752.02 - 1772.49 metres)

Project PETRO\_TXDM

PRIMARY MODEL CASINO2\_KILL:

Cementation factor m = 1.650

Saturation exponent n = 2.000

Linear dual-water w = 2.00

Expansion of clay bound water is enabled.

Component	QUARTZ	ORTHOCL	PYRITE	SIDER	ILLITE	KAOLIN	XGAS	XBNDWAT	XFREWAT	XSPCFLU	UGAS
Error of prediction	0.0955	0.3116	0.5565	0.8977	0.7736	0.8058	0.0265	0.1020	0.1105	0.0080	

EQUATION RESPONSES:

Log	Method	Uncertainty	QUARTZ	ORTHOCL	PYRITE	SIDER	ILLITE	KAOLIN	XGAS	XBNDWAT	XFREWAT	XSPCFLU	UGAS
Formation density [G/C3] 0.000	RHO8 Linear	0.0264	2.645	2.541	4.987	3.911	2.776	2.620	0.025	1.024	1.024	4.084	
Neutron [V/V] 0.000	NPOR Linear	0.0140	-0.050	-0.050	-0.019	0.129	0.300	0.451	0.357	0.960	0.960	-0.002	
Sonic transit time [US/F] 0.0	DTCO Linear	1.0000	55.5	53.5	37.6	43.8	105.0	100.0	210.0	189.0	189.0	189.0	
Photoelectric absorption [B/C3] 0.00	U Linear	3.0000	4.78	7.29	82.22	56.22	11.73	5.38	0.02	0.66	0.66	1065.00	
Total gamma [GAPI] 0.0	GR Linear	5.0000	40.0	280.0	5.0	5.0	265.0	150.0	0.0	0.0	0.0	0.0	
Spectral thorium [PPM] 0.0	THOR_COR Linear	0.5000	1.0	5.0	0.0	0.0	22.0	19.3	0.0	0.0	0.0	0.0	
Spectral uranium [PPM] 0.0	URAN_COR Linear	1.0000	0.6	1.0	0.0	0.0	5.0	3.2	0.0	0.0	0.0	0.0	
Unflushed conductivity [MH/M] 0.00		0.0400	0.00	0.00	0.00	0.00	0.00	0.00	0.00	0.00	0.00	0.00	

CT	Dual-water nonlinear													
Flushed conductivity [MH/M]	0.0800	0.00	0.00	0.00	0.00	0.00	0.00	0.00	0.00	20.53	18.12	0.00		

0.00 | CXO Dual-water nonlinear -----

CONSTRAINTS: Value Type Uncertainty -----

<PROG UNITY>	1.000	Tool	0.0100	1.000	1.000	1.000	1.000	1.000	1.000	0.000	0.000	0.000	0.000	
--------------	-------	------	--------	-------	-------	-------	-------	-------	-------	-------	-------	-------	-------	--

<PROG POROSITY>	0.000	Tool	0.0100	0.000	0.000	0.000	0.000	0.000	0.000	1.000	1.000	1.000	1.000	-
-----------------	-------	------	--------	-------	-------	-------	-------	-------	-------	-------	-------	-------	-------	---

<PROG X BNDWAT>	0.000	Tool	0.0100	0.000	0.000	0.000	0.000	0.184	0.049	0.000	-1.000	0.000	0.000	
-----------------	-------	------	--------	-------	-------	-------	-------	-------	-------	-------	--------	-------	-------	--

<PROG U BNDWAT>	0.000	Tool	0.0100	0.000	0.000	0.000	0.000	0.264	0.070	0.000	0.000	0.000	0.000	
-----------------	-------	------	--------	-------	-------	-------	-------	-------	-------	-------	-------	-------	-------	--

<PROG WATER MUD>	0.000	<=	-	0.000	0.000	0.000	0.000	0.000	0.000	0.000	1.000	1.000	1.000	
------------------	-------	----	---	-------	-------	-------	-------	-------	-------	-------	-------	-------	-------	--

PROPERTIES AND BOUNDS: -----

Mineral grain density				2.650	2.570	5.000	3.960	2.780	2.620	0.000	0.000	0.000	0.000	
-----------------------	--	--	--	-------	-------	-------	-------	-------	-------	-------	-------	-------	-------	--

Mineral cation exchange capacity				0.000	0.000	0.000	0.000	0.250	0.070	0.000	0.000	0.000	0.000	
----------------------------------	--	--	--	-------	-------	-------	-------	-------	-------	-------	-------	-------	-------	--

Lower Bound				0.000	0.000	0.000	0.000	0.000	0.000	0.000	0.000	0.000	0.000	
-------------	--	--	--	-------	-------	-------	-------	-------	-------	-------	-------	-------	-------	--

Upper Bound				1.000	1.000	1.000	1.000	1.000	1.000	0.500	0.500	0.500	0.500	
-------------	--	--	--	-------	-------	-------	-------	-------	-------	-------	-------	-------	-------	--





MULTIMIN REPORT for well CASINO\_2 interval WAARRE CB (1752.02 - 1772.49 metres)

Project PETRO\_TXDM

PRIMARY MODEL CASINO2\_KILL (continued):

	Component	UBNDWAT	UFREWAT
Error of prediction		0.2678	0.5925

EQUATION RESPONSES:

Log	Method	Uncertainty		
Formation density [G/C3]		0.0264	0.000	0.000
RHO8	Linear			
Neutron [V/V]		0.0140	0.000	0.000
NPOR	Linear			
Sonic transit time [US/F]		1.0000	0.0	0.0
DTCO	Linear			
Photoelectric absorption [B/C3]		3.0000	0.00	0.00
U	Linear			
Total gamma [GAPI]		5.0000	0.0	0.0
GR	Linear			
Spectral thorium [PPM]		0.5000	0.0	0.0
THOR_COR	Linear			
Spectral uranium [PPM]		1.0000	0.0	0.0
URAN_COR	Linear			
Unflushed conductivity [MH/M]		0.0400	7.41	1.52
CT	Dual-water nonlinear			
Flushed conductivity [MH/M]		0.0800	0.00	0.00
CXO	Dual-water nonlinear			

CONSTRAINTS:

	Value	Type	Uncertainty		
<PROG UNITY>	1.000	Tool	0.0100	1.000	1.000
<PROG POROSITY>	0.000	Tool	0.0100	-1.000	-1.000
<PROG X BNDWAT>	0.000	Tool	0.0100	0.000	0.000
<PROG U BNDWAT>	0.000	Tool	0.0100	-1.000	0.000
<PROG WATER MUD>	0.000	<=	-	-1.000	-1.000

PROPERTIES AND BOUNDS:

Mineral grain density	0.000   0.000
	----- -----
Mineral cation exchange capacity	0.000   0.000
	----- -----
Lower Bound	0.000   0.001
	----- -----
Upper Bound	0.500   0.500
	-----

MULTIMIN REPORT for well CASINO\_2 interval WAARRE CA (1772.51 - 1787.98 metres)  
Reported by exptxd on 17-Apr-2003 at 12:26  
Analysed by exptxd on 21-Mar-2003 at 10:07

Project PETRO\_TXDM

MODELS:

Type	Name	Cond#	Cutoff	Expression
Primary	CASINO2_KILL	6.016	10.0	

FORMATION FLUID PARAMETERS:

Fluid properties option = DEPTH		
Oil Gravity Degrees API = 30.00 dapi	Gas specific gravity = 0.650	
Rws = 0.6000 @ 80.00 degC	Cwbs = - @ - degC	Rmfs = 0.1239 @ 19.70 degC

BOREHOLE PARAMETERS:

Mud base = WATER	Mud density = 1234.212 k/m3	KCl concentration of mud = 0.00 %
SHT = -	BHT = - degC	
Rms = 0.1534 @ 20.10 degC	Rmcs = 0.199 @ 19.50 degC	Total depth = 2108.00 metres

Average temperature of 71.45 degC by TLI/BLI method.  
Average pressure of 21547.36 kpa by MUD\_DENS method.

MULTIMIN REPORT for well CASINO\_2 interval WAARRE CA (1772.51 - 1787.98 metres)

Project PETRO\_TXDM

PRIMARY MODEL CASINO2\_KILL:

Cementation factor m = 1.650

Saturation exponent n = 2.000

Linear dual-water w = 2.00

Expansion of clay bound water is enabled.

Component	QUARTZ	ORTHOCL	PYRITE	SIDER	ILLITE	KAOLIN	XGAS	XBNDWAT	XFREWAT	XSPCFLU	UGAS
Error of prediction	0.0952	0.3116	0.5568	0.8981	0.7737	0.8059	0.0265	0.1019	0.1105	0.0080	

EQUATION RESPONSES:

Log	Method	Uncertainty	QUARTZ	ORTHOCL	PYRITE	SIDER	ILLITE	KAOLIN	XGAS	XBNDWAT	XFREWAT	XSPCFLU	UGAS
Formation density [G/C3] 0.000	RHO8 Linear	0.0264	2.645	2.541	4.987	3.911	2.776	2.620	0.027	1.024	1.024	4.084	
Neutron [V/V] 0.000	NPOR Linear	0.0140	-0.050	-0.050	-0.019	0.129	0.300	0.451	0.359	0.959	0.959	-0.002	
Sonic transit time [US/F] 0.0	DTCO Linear	1.0000	55.5	53.5	37.6	43.8	105.0	100.0	210.0	189.0	189.0	189.0	
Photoelectric absorption [B/C3] 0.00	U Linear	3.0000	4.78	7.29	82.22	56.22	11.73	5.38	0.02	0.66	0.66	1065.00	
Total gamma [GAPI] 0.0	GR Linear	5.0000	40.0	280.0	5.0	5.0	265.0	150.0	0.0	0.0	0.0	0.0	
Spectral thorium [PPM] 0.0	THOR_COR Linear	0.5000	1.0	5.0	0.0	0.0	22.0	19.3	0.0	0.0	0.0	0.0	
Spectral uranium [PPM] 0.0	URAN_COR Linear	1.0000	0.6	1.0	0.0	0.0	5.0	3.2	0.0	0.0	0.0	0.0	
Unflushed conductivity [MH/M] 0.00		0.0400	0.00	0.00	0.00	0.00	0.00	0.00	0.00	0.00	0.00	0.00	

CT	Dual-water nonlinear													
Flushed conductivity [MH/M]	0.0800	0.00	0.00	0.00	0.00	0.00	0.00	0.00	0.00	0.00	20.68	18.21	0.00	

CONCONSTRAINTS:	Value	Type	Uncertainty											
-----------------	-------	------	-------------	--	--	--	--	--	--	--	--	--	--	--

<PROG UNITY>	1.000	Tool	0.0100	1.000	1.000	1.000	1.000	1.000	1.000	1.000	0.000	0.000	0.000	0.000
--------------	-------	------	--------	-------	-------	-------	-------	-------	-------	-------	-------	-------	-------	-------

<PROG POROSITY>	0.000	Tool	0.0100	0.000	0.000	0.000	0.000	0.000	0.000	0.000	1.000	1.000	1.000	1.000
-----------------	-------	------	--------	-------	-------	-------	-------	-------	-------	-------	-------	-------	-------	-------

<PROG X BNDWAT>	0.000	Tool	0.0100	0.000	0.000	0.000	0.000	0.184	0.049	0.000	-1.000	0.000	0.000	0.000
-----------------	-------	------	--------	-------	-------	-------	-------	-------	-------	-------	--------	-------	-------	-------

<PROG U BNDWAT>	0.000	Tool	0.0100	0.000	0.000	0.000	0.000	0.264	0.070	0.000	0.000	0.000	0.000	0.000
-----------------	-------	------	--------	-------	-------	-------	-------	-------	-------	-------	-------	-------	-------	-------

<PROG WATER MUD>	0.000	<=	-	0.000	0.000	0.000	0.000	0.000	0.000	0.000	1.000	1.000	1.000	0.000
------------------	-------	----	---	-------	-------	-------	-------	-------	-------	-------	-------	-------	-------	-------

PROPERTIES AND BOUNDS:														
------------------------	--	--	--	--	--	--	--	--	--	--	--	--	--	--

Mineral grain density				2.650	2.570	5.000	3.960	2.780	2.620	0.000	0.000	0.000	0.000	0.000
-----------------------	--	--	--	-------	-------	-------	-------	-------	-------	-------	-------	-------	-------	-------

Mineral cation exchange capacity				0.000	0.000	0.000	0.000	0.250	0.070	0.000	0.000	0.000	0.000	0.000
----------------------------------	--	--	--	-------	-------	-------	-------	-------	-------	-------	-------	-------	-------	-------

Lower Bound				0.000	0.000	0.000	0.000	0.000	0.000	0.000	0.000	0.000	0.000	0.000
-------------	--	--	--	-------	-------	-------	-------	-------	-------	-------	-------	-------	-------	-------

Upper Bound				1.000	1.000	1.000	1.000	1.000	1.000	0.500	0.500	0.500	0.500	0.500
-------------	--	--	--	-------	-------	-------	-------	-------	-------	-------	-------	-------	-------	-------



MULTIMIN REPORT for well CASINO\_2 interval WAARRE CA (1772.51 - 1787.98 metres)

Project PETRO\_TXDM

PRIMARY MODEL CASINO2\_KILL (continued):

Component	UBNDWAT	UFREWAT
Error of prediction	0.2680	0.5932

EQUATION RESPONSES:

Log	Method	Uncertainty		
Formation density [G/C3]		0.0264	0.000	0.000
RHO8	Linear			
Neutron [V/V]		0.0140	0.000	0.000
NPOR	Linear			
Sonic transit time [US/F]		1.0000	0.0	0.0
DTCO	Linear			
Photoelectric absorption [B/C3]		3.0000	0.00	0.00
U	Linear			
Total gamma [GAPI]		5.0000	0.0	0.0
GR	Linear			
Spectral thorium [PPM]		0.5000	0.0	0.0
THOR_COR	Linear			
Spectral uranium [PPM]		1.0000	0.0	0.0
URAN_COR	Linear			
Unflushed conductivity [MH/M]		0.0400	7.46	1.53
CT	Dual-water nonlinear			
Flushed conductivity [MH/M]		0.0800	0.00	0.00
CXO	Dual-water nonlinear			

CONSTRAINTS:

Value	Type	Uncertainty		
<PROG UNITY>	1.000 Tool	0.0100	1.000	1.000
<PROG POROSITY>	0.000 Tool	0.0100	-1.000	-1.000
<PROG X BNDWAT>	0.000 Tool	0.0100	0.000	0.000
<PROG U BNDWAT>	0.000 Tool	0.0100	-1.000	0.000
<PROG WATER MUD>	0.000 <=	-	-1.000	-1.000

PROPERTIES AND BOUNDS:

Mineral grain density	0.000   0.000
	----- -----
Mineral cation exchange capacity	0.000   0.000
	----- -----
Lower Bound	0.000   0.001
	----- -----
Upper Bound	0.500   0.500
	-----



MULTIMIN REPORT for well CASINO\_2 interval WAARRE B (1788.01 - 1830.48 metres)  
Reported by exptxd on 17-Apr-2003 at 12:26  
Analysed by exptxd on 21-Mar-2003 at 10:07

Project PETRO\_TXDM

MODELS:

Type	Name	Cond#	Cutoff	Expression
Primary	CASINO2_KILL	6.016	10.0	

FORMATION FLUID PARAMETERS:

Fluid properties option = DEPTH		
Oil Gravity Degrees API = 30.00 dapi	Gas specific gravity = 0.650	
Rws = 0.6000 @ 80.00 degC	Cwbs = - @ - degC	Rmfs = 0.1239 @ 19.70 degC

BOREHOLE PARAMETERS:

Mud base = WATER	Mud density = 1234.212 k/m3	KCl concentration of mud = 0.00 %
SHT = -	BHT = - degC	
Rms = 0.1534 @ 20.10 degC	Rmcs = 0.199 @ 19.50 degC	Total depth = 2108.00 metres

Average temperature of 72.21 degC by TLI/BLI method.  
Average pressure of 21898.44 kpa by MUD\_DENS method.

MULTIMIN REPORT for well CASINO\_2 interval WAARRE B (1788.01 - 1830.48 metres)

Project PETRO\_TXDM

PRIMARY MODEL CASINO2\_KILL:

Cementation factor m = 1.650

Saturation exponent n = 2.000

Linear dual-water w = 2.00

Expansion of clay bound water is enabled.

Component	QUARTZ	ORTHOCL	PYRITE	SIDER	ILLITE	KAOLIN	XGAS	XBNDWAT	XFREWAT	XSPCFLU	UGAS
Error of prediction	0.0947	0.3116	0.5571	0.8989	0.7739	0.8060	0.0264	0.1017	0.1105	0.0081	

EQUATION RESPONSES:

Log	Method	Uncertainty	QUARTZ	ORTHOCL	PYRITE	SIDER	ILLITE	KAOLIN	XGAS	XBNDWAT	XFREWAT	XSPCFLU	UGAS
Formation density [G/C3] 0.000	RHO8 Linear	0.0264	2.645	2.541	4.987	3.911	2.776	2.620	0.029	1.024	1.024	4.084	
Neutron [V/V] 0.000	NPOR Linear	0.0140	-0.050	-0.050	-0.019	0.129	0.300	0.451	0.363	0.959	0.959	-0.002	
Sonic transit time [US/F] 0.0	DTCO Linear	1.0000	55.5	53.5	37.6	43.8	105.0	100.0	210.0	189.0	189.0	189.0	
Photoelectric absorption [B/C3] 0.00	U Linear	3.0000	4.78	7.29	82.22	56.22	11.73	5.38	0.02	0.66	0.66	1065.00	
Total gamma [GAPI] 0.0	GR Linear	5.0000	40.0	280.0	5.0	5.0	265.0	150.0	0.0	0.0	0.0	0.0	
Spectral thorium [PPM] 0.0	THOR_COR Linear	0.5000	1.0	5.0	0.0	0.0	22.0	19.3	0.0	0.0	0.0	0.0	
Spectral uranium [PPM] 0.0	URAN_COR Linear	1.0000	0.6	1.0	0.0	0.0	5.0	3.2	0.0	0.0	0.0	0.0	
Unflushed conductivity [MH/M] 0.00		0.0400	0.00	0.00	0.00	0.00	0.00	0.00	0.00	0.00	0.00	0.00	

CT	Dual-water nonlinear													
Flushed conductivity [MH/M]	0.0800	0.00	0.00	0.00	0.00	0.00	0.00	0.00	0.00	0.00	20.91	18.36	0.00	

CXO	Dual-water nonlinear													
CONSTRAINTS: Value Type Uncertainty														
<PROG UNITY>	1.000	Tool	0.0100	1.000	1.000	1.000	1.000	1.000	1.000	0.000	0.000	0.000	0.000	
<PROG POROSITY>	0.000	Tool	0.0100	0.000	0.000	0.000	0.000	0.000	0.000	1.000	1.000	1.000	1.000	-
<PROG X BNDWAT>	0.000	Tool	0.0100	0.000	0.000	0.000	0.000	0.184	0.049	0.000	-1.000	0.000	0.000	
<PROG U BNDWAT>	0.000	Tool	0.0100	0.000	0.000	0.000	0.000	0.264	0.070	0.000	0.000	0.000	0.000	
<PROG WATER MUD>	0.000	<=	-	0.000	0.000	0.000	0.000	0.000	0.000	0.000	1.000	1.000	1.000	

PROPERTIES AND BOUNDS:														
Mineral grain density				2.650	2.570	5.000	3.960	2.780	2.620	0.000	0.000	0.000	0.000	
Mineral cation exchange capacity				0.000	0.000	0.000	0.000	0.250	0.070	0.000	0.000	0.000	0.000	
Lower Bound				0.000	0.000	0.000	0.000	0.000	0.000	0.000	0.000	0.000	0.000	
Upper Bound				1.000	1.000	1.000	1.000	1.000	1.000	0.500	0.500	0.500	0.500	



MULTIMIN REPORT for well CASINO\_2 interval WAARRE B (1788.01 - 1830.48 metres)

Project PETRO\_TXDM

PRIMARY MODEL CASINO2\_KILL (continued):

Component	UBNDWAT	UFREWAT
Error of prediction	0.2684	0.5944

EQUATION RESPONSES:

Log	Method	Uncertainty		
Formation density [G/C3]		0.0264	0.000	0.000
RHO8	Linear			
Neutron [V/V]		0.0140	0.000	0.000
NPOR	Linear			
Sonic transit time [US/F]		1.0000	0.0	0.0
DTCO	Linear			
Photoelectric absorption [B/C3]		3.0000	0.00	0.00
U	Linear			
Total gamma [GAPI]		5.0000	0.0	0.0
GR	Linear			
Spectral thorium [PPM]		0.5000	0.0	0.0
THOR_COR	Linear			
Spectral uranium [PPM]		1.0000	0.0	0.0
URAN_COR	Linear			
Unflushed conductivity [MH/M]		0.0400	7.53	1.54
CT	Dual-water nonlinear			
Flushed conductivity [MH/M]		0.0800	0.00	0.00
CXO	Dual-water nonlinear			

CONSTRAINTS:

Value	Type	Uncertainty		
<PROG UNITY>	1.000 Tool	0.0100	1.000	1.000
<PROG POROSITY>	0.000 Tool	0.0100	-1.000	-1.000
<PROG X BNDWAT>	0.000 Tool	0.0100	0.000	0.000
<PROG U BNDWAT>	0.000 Tool	0.0100	-1.000	0.000
<PROG WATER MUD>	0.000 <=	-	-1.000	-1.000

PROPERTIES AND BOUNDS:

Mineral grain density	0.000   0.000
	----- -----
Mineral cation exchange capacity	0.000   0.000
	----- -----
Lower Bound	0.000   0.001
	----- -----
Upper Bound	0.500   0.500
	-----

MULTIMIN REPORT for well CASINO\_2 interval WAARRE A (1830.50 - 1981.00 metres)  
Reported by exptxd on 17-Apr-2003 at 12:26  
Analysed by exptxd on 21-Mar-2003 at 10:07

Project PETRO\_TXDM

MODELS:

Type	Name	Cond#	Cutoff	Expression
Primary	CASINO2_KCALC	6.356	10.0	

FORMATION FLUID PARAMETERS:

Fluid properties option = DEPTH		
Oil Gravity Degrees API = 30.00 dapi	Gas specific gravity = 0.650	
Rws = 0.6000 @ 80.00 degC	Cwbs = - @ - degC	Rmfs = 0.1239 @ 19.70 degC

BOREHOLE PARAMETERS:

Mud base = WATER	Mud density = 1234.212 k/m3	KCl concentration of mud = 0.00 %
SHT = -	BHT = - degC	
Rms = 0.1534 @ 20.10 degC	Rmcs = 0.199 @ 19.50 degC	Total depth = 2108.00 metres

Average temperature of 73.21 degC by TLI/BLI method.  
Average pressure of 22364.50 kpa by MUD\_DENS method.

MULTIMIN REPORT for well CASINO\_2 interval WAARRE A (1830.50 - 1981.00 metres)

Project PETRO\_TXDM

PRIMARY MODEL CASINO2\_KCALC:

Cementation factor m = 1.650

Saturation exponent n = 2.000

Linear dual-water w = 2.00

Expansion of clay bound water is enabled.

Component	QUARTZ	CALCITE	ILLITE	KAOLIN	CHLOR	SPCMIN2	XGAS	XBNDWAT	XFREWAT	XSPCFLU	UGAS
Error of prediction	0.9280	0.9166	0.4116	0.4348	0.0962	0.0164	0.0447	0.0577	0.0634	0.0053	

EQUATION RESPONSES:

Log	Method	Uncertainty	QUARTZ	CALCITE	ILLITE	KAOLIN	CHLOR	SPCMIN2	XGAS	XBNDWAT	XFREWAT	XSPCFLU	UGAS
Formation density [G/C3] 0.000	RHO8 Linear	0.0200	2.645	2.710	2.776	2.620	2.800	4.510	0.030	1.022	1.022	4.084	
Neutron [V/V] 0.000	NPOR Linear	0.0140	-0.050	0.000	0.300	0.451	0.500	-0.030	0.365	0.958	0.958	-0.002	
Sonic transit time [US/F] 0.0	DTCO Linear	1.0000	55.5	47.8	105.0	100.0	85.3	95.8	210.0	189.0	189.0	189.0	
Photoelectric absorption [B/C3] 0.00	U Linear	3.0000	4.78	13.77	11.73	5.38	25.00	490.00	0.02	0.66	0.66	1065.00	
Total gamma [GAPI] 0.0	GR Linear	3.0000	40.0	15.0	265.0	104.0	70.0	2800.0	0.0	0.0	0.0	0.0	
Spectral thorium [PPM] 0.0	THOR_COR Linear	1.0000	1.0	1.0	22.0	19.3	5.0	50.0	0.0	0.0	0.0	0.0	
Spectral uranium [PPM] 0.0	URAN_COR Linear	1.0000	0.6	1.0	5.0	3.2	5.0	10.0	0.0	0.0	0.0	0.0	
Unflushed conductivity [MH/M] 0.00		0.0400	0.00	0.00	0.00	0.00	0.00	0.00	0.00	0.00	0.00	0.00	



CT	Dual-water nonlinear													
Flushed conductivity [MH/M]	0.0800	0.00	0.00	0.00	0.00	0.00	0.00	0.00	0.00	0.00	21.71	18.85	0.00	
0.00														
CONSTRANTS:	Value	Type	Uncertainty											
<PROG UNITY>	1.000	Tool	0.0100	1.000	1.000	1.000	1.000	1.000	1.000	0.000	0.000	0.000	0.000	
1.000														
<PROG POROSITY>	0.000	Tool	0.0100	0.000	0.000	0.000	0.000	0.000	0.000	1.000	1.000	1.000	1.000	-
1.000														
<PROG X BNDWAT>	0.000	Tool	0.0100	0.000	0.000	0.184	0.049	0.111	0.000	0.000	-1.000	0.000	0.000	
0.000														
<PROG U BNDWAT>	0.000	Tool	0.0100	0.000	0.000	0.264	0.070	0.160	0.000	0.000	0.000	0.000	0.000	
0.000														
<PROG WATER MUD>	0.000	<=	-	0.000	0.000	0.000	0.000	0.000	0.000	0.000	1.000	1.000	1.000	
0.000														
<USER CONSTR1>	0.040	>=	-	0.000	1.000	0.000	0.000	0.000	0.000	0.000	0.000	0.000	0.000	
0.000														
<USER CONSTR2>	0.010	>=	-	0.000	0.000	0.000	0.000	0.000	1.000	0.000	0.000	0.000	0.000	
0.000														

MULTIMIN REPORT for well CASINO\_2 interval WAARRE A (1830.50 - 1981.00 metres)

Project PETRO\_TXDM

PRIMARY MODEL CASINO2\_KCALC (continued):

PROPERTIES AND BOUNDS:

	QUARTZ	CALCITE	ILLITE	KAOLIN	CHLOR	SPCMIN2	XGAS	XBNDWAT	XFREWAT	XSPCFLU	UGAS
Mineral grain density 0.000	2.650	2.710	2.780	2.620	2.800	4.510	0.000	0.000	0.000	0.000	
Mineral cation exchange capacity 0.000	0.000	0.000	0.250	0.070	0.150	0.000	0.000	0.000	0.000	0.000	
Lower Bound 0.000	0.000	0.000	0.000	0.000	0.000	0.000	0.000	0.000	0.000	0.000	
Upper Bound 0.500	1.000	1.000	1.000	1.000	1.000	1.000	0.500	0.500	0.500	0.500	

Component	UBNDWAT	UFREWAT
Error of prediction	0.1527	0.3398

EQUATION RESPONSES:

Log	Method	Uncertainty		
Formation density [G/C3]		0.0200	0.000	0.000
RHO8	Linear			
Neutron [V/V]		0.0140	0.000	0.000
NPOR	Linear			
Sonic transit time [US/F]		1.0000	0.0	0.0
DTCO	Linear			
Photoelectric absorption [B/C3]		3.0000	0.00	0.00
U	Linear			
Total gamma [GAPI]		3.0000	0.0	0.0
GR	Linear			
Spectral thorium [PPM]		1.0000	0.0	0.0
THOR_COR	Linear			
Spectral uranium [PPM]		1.0000	0.0	0.0

URAN_COR	Linear		----- -----
Unflushed conductivity [MH/M]		0.0400	7.76  1.58
CT	Dual-water nonlinear		----- -----
Flushed conductivity [MH/M]		0.0800	0.00  0.00
CXO	Dual-water nonlinear		-----

MULTIMIN REPORT for well CASINO\_2 interval WAARRE A (1830.50 - 1981.00 metres)

Project PETRO\_TXDM

PRIMARY MODEL CASINO2\_KCALC (continued):

CONSTRAINTS:

	Value	Type	Uncertainty	UBNDWAT	UFREWAT
<PROG UNITY>	1.000	Tool	0.0100	1.000	1.000
<PROG POROSITY>	0.000	Tool	0.0100	-1.000	-1.000
<PROG X BNDWAT>	0.000	Tool	0.0100	0.000	0.000
<PROG U BNDWAT>	0.000	Tool	0.0100	-1.000	0.000
<PROG WATER MUD>	0.000	<=	-	-1.000	-1.000
<USER CONSTR1>	0.040	>=	-	0.000	0.000
<USER CONSTR2>	0.010	>=	-	0.000	0.000

PROPERTIES AND BOUNDS:

Mineral grain density	0.000	0.000
Mineral cation exchange capacity	0.000	0.000
Lower Bound	0.000	0.001
Upper Bound	0.500	0.500

```
*****  
*  
*           MULTIMIN REPORT           *  
*  
*           *** End of Report ***      *  
*  
* Project : PETRO_TXDM                 *  
* User id  : exptxd                     *  
* Date    : 17-Apr-2003 12:26:09      *  
* Pages   : 16                          *  
*  
*****
```